

# KID CRAFTS CORN

## Indian Corn Handprint Craft


### Materials Needed for Indian Corn Handprint Craft

- Card Stock
- Green Construction Paper or Stock Paper
- Yellow, Orange, Brown and Tan Craft Paint
- Sponge Brush
- Glue Stick
- Scissors

### How to Make Indian Corn Handprint Craft

1. Paint the children's hands yellow and have them do a handprint with fingers together in the center of the paper. Allow to dry.
2. Using a variety of browns, oranges and yellows, have the kids put fingerprints all over the handprint. Encourage them to vary the colors and placements so you can see different textures and can still see the handprint underneath. Allow this to dry.
3. Trace their footprints onto green stock or construction paper.
4. Cut or have them cut out their footprint, depending on their age.
5. Have them glue their footprints in place to make it look like corn husks.

LINK: [https://meaningfulmama.com/indian-corn-handprint-craft.html#\\_a5y\\_p=4546249](https://meaningfulmama.com/indian-corn-handprint-craft.html#_a5y_p=4546249)



# Bubble Wrap Corn Sun Catchers

LINK: <https://www.diys.com/repurpose-bubble-wrap-for-kids-crafts/bubble-wrap-corn-sun-catchers/>



LINK: <https://artsycraftsymom.com/fingerprint-corn-on-the-cob-art-for-kids/>

## **Materials:**

- Yellow card or construction paper (the thicker the better)
- Scissors
- Green Crepe Paper
- Acrylic paints ( orange, yellow, red, brown)
- Glue stick

## **Directions:**

1. Cut out the yellow card stock into a 6 inch inverted U shape. With younger kids, it's better to first draw the shape & then cut. Adult supervision is required.
2. Next cut the leaves for the corn. Make smaller leaf shaped cuts using green crepe paper. I love the texture of the crepe papers and always mix and match different papers for a craft activity.
3. Now ask your little ones to dip their forefingers in the paints and dab away.
4. Wait between each color to allow the earlier color to dry completely else the round finger-prints will get messed up.
5. Stick on the leaves in slight angles at the bottom using glue. and your Fingerprint Corn on the con art is ready!


# Toilet Paper Roll Corn Craft

LINK: <http://www.preschoolactivities.us/fruit-craft-idea-for-kids-3/toilet-paper-roll-corn-craft/>



# Button Indian Corn Craft

LINK: <https://thepinterestedparent.com/2015/08/button-indian-corn-craft-2/>




# Pony Bead Indian Corn

LINK: <https://cutesycrafts.com/2013/11/pony-bead-indian-corn.html>







LINK: <https://www.pinterest.com/pin/556687203913440940/?lp=true>

LINK: <https://freestencilgallery.com/corn-stencil/>

